




Lattice Build & Part Service Requests

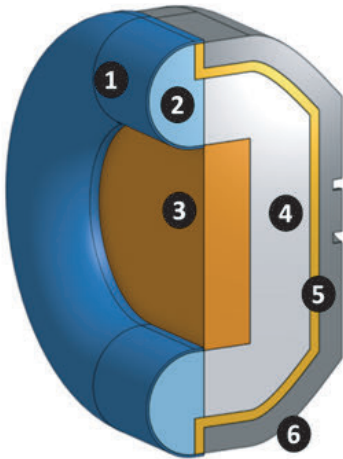
How to Submit Part Files

Before sending the CAD files, name the part with identifiers per body. OR submit an additional document with specified labels and/or call out markers.



Acceptable File Types

- Multi-body .STEP, no surface bodies
- Multiple single body STL, OBJ, or STEP defined within one coordinate space

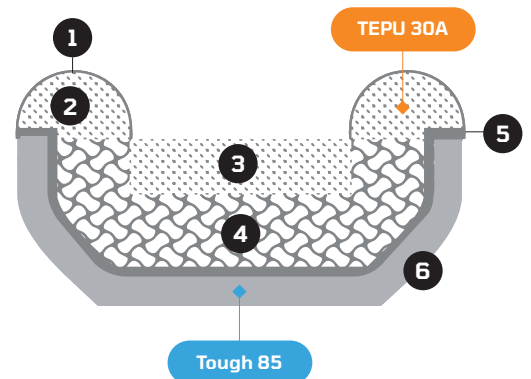


Six CAD Bodies Are Labelled

1. Skin Body (Recommended Thickness 0.5 mm)
2. Lattice Body (Lattice G - Diamond Unit Cell)
3. Lattice Body (Lattice G - Diamond Unit Cell)
4. Lattice Body (Lattice A- Gyroid Unit Cell)
5. Soft Tie-down Layer (Solid at least 2 mm thick)
6. Rigid Shell Body

Important

In all file format cases, an annotated image or appropriate file names should be included with the submission to communicate Lattice assignment type.



Due to the support wax removal during the post-processing step. At minimum at least two separate drainage holes 2-3 mm in diameter are required. All lattices that are an internal feature or reside behind a skin require drainage holes.

Inkbit engineers upon request will add drainage holes, ensure labels or identifiers are sent during the form/part submission process when requesting services.